


Ribbon T



Ribbon T 930↓ × 500↔ SX
colour: RAL 3020

3-axis thermostatic valve, left, chrome
SLIM thermostatic head, chrome
3-axis lockshield valve, right, chrome
Pipe-masking set, chrome

Ribbon T



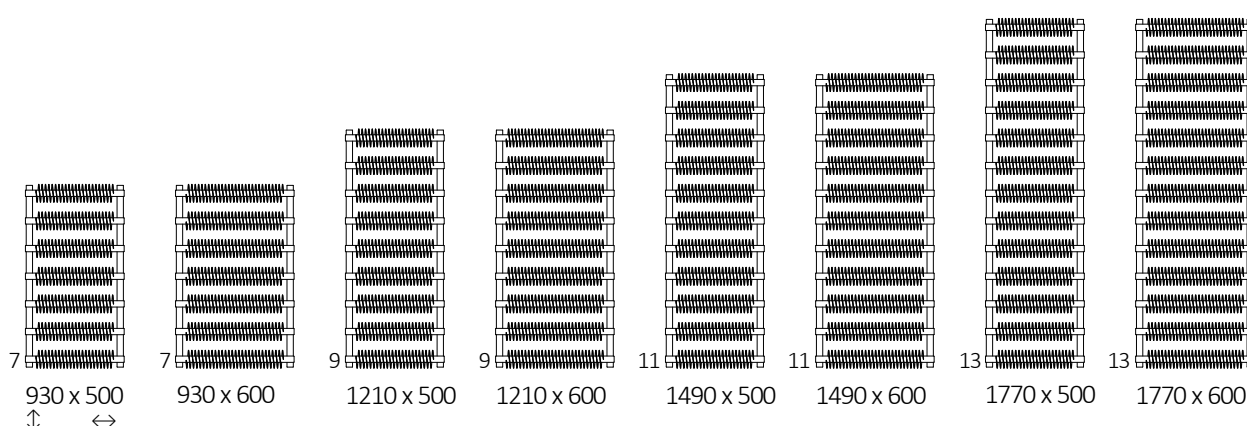
Connections:



Electric radiators:



Available sizes:



Specification:

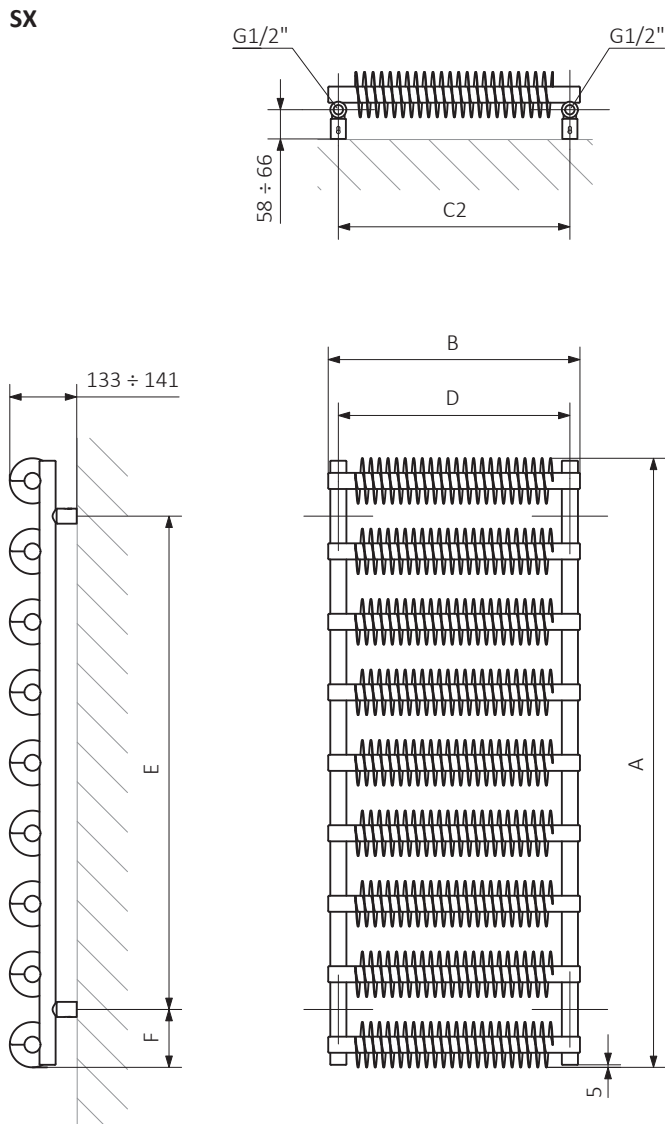
Working pressure: 1000 kPa Maximum operating temperature: 95°C

A ↓ [mm]	B ↔ [mm]	C2 [mm]	75/65/20°C [W]	55/45/20°C [W]	 [W]	D [mm]	E [mm]	F [mm]	 [dm³]	 [kg]	Product code <small>Configuration code p. 4</small>
930	500	460	625	332	600	460	715	107,5	3,02	16,9	WGR2T093050
930	600	560	766	409	800	560	715	107,5	3,45	20,5	WGR2T093060
1210	500	460	803	424	800	460	995	107,5	3,91	21,7	WGR2T121050
1210	600	560	968	510	1000	560	995	107,5	4,46	26,5	WGR2T121060
1490	500	460	981	515	1000	460	1275	107,5	4,79	26,6	WGR2T149050
1490	600	560	1171	608	1200	560	1275	107,5	5,47	32,4	WGR2T149060
1770	500	460	1160	605	1200	460	1555	107,5	5,68	31,4	WGR2T177050
1770	600	560	1373	707	1500	560	1555	107,5	6,48	38,2	WGR2T177060

Ribbon T



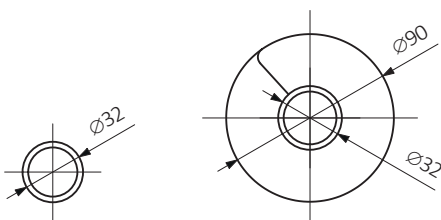
Technical drawing:



A – Height B – Width C1-C5 – Distance between pipe centres D – Horizontal distance between mounting bracket centres
E – Vertical distance between mounting brackets F – Distance between a mounting bracket and the bottom of the radiator

Collector:

Pipe:





Product codes can be found in product data sheet tables. The codes provide some basic information about the product while a partially filled configuration code contains complementary information about the detailed specifications. When placing an order, product codes should include the fully completed configuration part. The configuration code part should be placed after the main product code. The main product code and configuration part will appear as shown in the example below:

The construction of a water and dual fuel radiator product and configuration code:

WGR2T093050

PRODUCT CODE
(located in the table for the product)

K916SX

CONFIGURATION CODE
(supplemented by hand)

Example Configuration

K 916 SX

Package code
K - carton box

Colour code

Connection code

Construction of electric heater configuration code:

WLR2T093050

PRODUCT CODE
(located in the table for the product)

K916E1DRYW

CONFIGURATION CODE
(supplemented by hand)

Example Configuration

K 916 E1 DRY W

Package code
K - carton box

Colour code

Connection code

Heating element code

Type of heating element cable code

Epoxy primer

E – Code of epoxy primer is an extra processes.

WGR2T093050 K916SX **E** — Extra processes or additions code

Ribbon T



Legend



Radiator available in a "water" version.



Radiator suitable for dual fuel connection. Electric heating element can be installed.



Radiator available in electric only version. It comes prefilled with a 'heating medium' and equipped with a heating element. All tested and ready to use.



Connection types dedicated for this radiator. The icon shows the flow and return connections for the radiator as well as the thermostatic valve and heating element position if applicable.



Suggested heating element power output for electric and dual fuel versions.



Weight.



Capacity.



Available in chrome finish.